


2021 SUMMER CAMP PROGRAM GUIDE



Charles S. McNeil
Peaceful Valley Scout Ranch
Camp Cris Dobbins





Table of Contents

Welcome from the Camp Director.....	3
Welcome from the Program Directors	4
Welcome to Peaceful Valley Scout Ranch	5
Check In Process	6
What to Bring to Camp	7
How Camp Will Work (In a nutshell).....	9
Merit Badge Sign Up Process	10
Merit Badge Offerings.....	11
Frequently Asked Questions about Merit Badges	13
Evening Programs	14
Adult Leader Activities	15
Other Camp Activities	16
Basic Camp Schedule	17

Welcome from the Camp Director

Hello Scouts, Scoutmasters, adult leaders, parents, and friends.

My name is Amanda Potter and this year I will be the Dobbins Camp Director. I started my camp staff career at PV back in 2014. Over the past seven years, I have had the opportunity to hold a variety of positions ranging from counselor to Program Director, as well as the chance to spend two years on staff up at Tahosa High Adventure Base, the Denver Area Council's other property in the mountains. I have learned so much over my time at camp and my life would not be the same without my experiences. I know that it will be an impactful experience for your scouts as well, and I appreciate you and your troop choosing our camp, my second home, for your summer camping experience.

Our goal as a staff is to create a fun, engaging, and safe program for Scouts. In this outdoor setting, they can learn a variety of valuable skills, participate in many activities, and create lifelong memories and friends.

This Program Guide details which merit badges will be offered, the requirements that will be covered, and the daily and weekly schedule. Dates and instructions on how to register for classes can be found in this program guide as well.

We will do the best we can to stick to the plans that are laid out in this guide but be aware that with the ever-changing situation regarding Covid-19, as well as the unpredictable Colorado weather, these plans may shift. We will, of course, update you if changes are made and will do our best to respond to questions in a timely manner with the most accurate information we have at the time.

I am grateful for your continued support for camp and I'm looking forward to working with you and your troop this year! If you have any questions, comments, or concerns don't hesitate to reach out.

Sincerely,



Amanda Potter

Camp Cris Dobbins Director

Amanda.Potter061@Scouting.org

Welcome from the Program Directors

At the historic Fort Dobbins, located in the quaint and beautiful Peaceful Valley, Heidi and James will be your lead guides for our **Rendezvous Adventures**. Folks around these parts are kind and lighthearted, living in harmony as they have for over a hundred years. Though tranquil at times, being mountain men, traders and 'steaders ain't as glamorous as it seems. The days are long, the sun is hot, and the trail is tough. But after putting in a full day of hard work, everyone gathers around the campfire for some good ole' laughs and tunes. When the sun has set over the jagged western peaks and the birds have gone to bed, everyone retires to their simple canvas quarters, and all of Fort Dobbins rests up for another great day at Peaceful Valley.

In celebration of Colorado's rich history, folks have gathered from hither and yon, for the Rendezvous of a Lifetime...or, at least, the summer. So, pack your bags, grab your partner, and mosey on over for some good grub, pleasant company, and a ringer of a good time!

We'll see you there!



Heidi Lamb
Program Director
Heidi.Lamb@Scouting.org



James Schryver
Assistant Program Director
James.Schryver@Scouting.org

Welcome to Charles S. McNeil Peaceful Valley Scout Ranch

Peaceful Valley Scout Ranch is in central Colorado, 65 miles southeast of Denver, a few miles south of the town of Elbert. The Ranch consists of 3,316 acres of mountain park terrain, 7,000 feet in elevation, along the Palmer Divide in the Black Forest. Peaceful Valley also functions as a working ranch throughout the year, with over 1,000 acres devoted to farming and grazing. There are four different Scout camps located on Peaceful Valley: Magness Adventure Camp, Camp Cris Dobbins, and Camp Cortlandt Dietler.



Here at **Camp Cris Dobbins**, we pride ourselves on the exceptional quality in which we provide the Scouting program to every person that attends our camp. Going to summer camp is something that is a unique and life changing opportunity for youth, and we hope that the experiences at Camp Cris Dobbins are something that will stay with them for the rest of their lives.

The programs at Camp Cris Dobbins help to foster the ideals of Scouting and allow Scouts to have a week of fun. Our programs methods this year will look quite a bit different than they have in past years. In order to keep everyone as safe as possible, the current plan is focused on cohorts that are stationed primarily at the lodges with minimal trekking across camp to other areas unless it is your cohort's turn to attend a specialty area. The idea is that each lodge is like a one room schoolhouse where the Scouts can receive all their merit badge instruction and avoid mixing with large numbers of Scouts from different areas. There will be an assigned rotation for specialty areas like shooting sports and aquatics, and a sign up for others like climbing and cycling. All of which will be based on your campsite cohorts. We will be having several opportunities for you to meet virtually with the Camp Director, Program Directors, and Camping Director prior to camp in order to answer questions and start the process of signing up for badges and activities. More details to come.



In normal years, Camp Cris Dobbins is a “traditional” summer camp in which all meals are served out of our dining hall. However, another change that we are making in the name of safety for this summer is bringing and serving food in your campsite. We are coordinating with our catering service to provide great hot meals for everyone in this new format and we will also be extending an option for each troop to eat at least one meal in the newly renovated William R. Kephart Dining Hall during your week with us. Each campsite is a great place to camp for the week with picnic tables, a latrine with hot showers, and vault toilets. We provide canvas tents for camping, but **you will need to bring your own cots or pads to sleep on!**

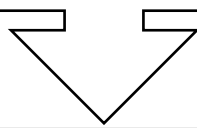
Check In Process

Another precaution we will be taking this year is implementing assigned arrival times based on which campsite your troop has requested or been placed in. If you arrive prior to your troops assigned time, you will be asked to wait in your vehicles in the parking lot until it is your turn. We also will need your whole troop accounted for before we begin the check-in process to make sure there aren't any late arrivals mixing with other troops. If special or unforeseen circumstances arise where that is not possible, let us know and we will work with you to make sure that we can get everyone checked in safely.

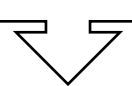
12:30pm	Laredo, El Paso, Cripple Creek, Abilene
1:00pm	Deadwood, Sedalia, Victor
1:30pm	Santa Fe, Raton
2:00pm	Wichita, Stillwater
2:30pm	Creede, Dodge
3:00pm	Ogallala, Tombstone

As you check-in, your Scouts will meet with Dobbins staff. The Unit Leader and SPL will meet with Camp Management to review paperwork, settle any owed balances, and verify merit badge registration.

- Unit roster with youth and adults
- Swim Check roster if done prior to camp
- Family Night and Scoutmaster Dinner attendance numbers



Scouts will walk to the campsite. One vehicle and trailer may bring gear to the campsite. All other gear must be carried. **Only the trailer may stay in the campsite, and all vehicles including the towing vehicle must return to the parking lot.**



Scouts and adults will set up their campsite. Medical re-checks are required and will be done during the camp tour. Please have medications ready to turn in at this time. A brief tour of the camp and an orientation will be provided. Units that need to complete swim checks will head over to the pool at their assigned time.

A Monday morning check-in is available for units that wish to check in then. Arrangements for this must be made at least two weeks in advance with the Camp Director. Check in will begin at 5:30am. **NO BREAKFAST WILL BE PROVIDED.** All check-in procedures, swim checks, medical re-checks and camp tour must be completed before the first class session.

What to Bring to Camp

- Medications **in their original containers**
- Sunscreen **with the camper's name on it**
- Insect repellent **with the camper's name on it**
- Sleeping pad/mattress/cot (no cots are provided)
- Pillow
- Warm sleeping bag
- Day pack
- 10 essentials
- Water bottle
- Headlight or flashlight
- Pocketknife (**with Totin' Chip**)
- Notebook, pens, pencils
- Pre-requirement work for merit badges
- Personal first aid kit
- Toiletry kit (toothbrush, toothpaste, comb, body soap, shampoo, lip balm, **deodorant**)
- BSA handbook
- Wristwatch
- Small camera or camera device
- Spending money (\$50-\$100)
- **ADULTS:** Lockable container for your medication
- Clothing
 - 3-5 t-shirts
 - 1 long sleeve t-shirt
 - BSA Field Uniform
 - Fleece/Sweater/Hoodie
 - Outer jacket
 - 1 pair long pants (no jeans)
 - 3-5 pairs of shorts
 - 8 pairs of underwear and socks
 - Sleepwear
 - Long underwear and stocking cap (if you get cold easy)
 - Swimsuit and goggles
 - Towel
- Rain Gear (NOT JUST A PONCHO!)
- Hat
- Belt
- Hiking boots (break in before camp)
- Sneakers (backup and in campsite)

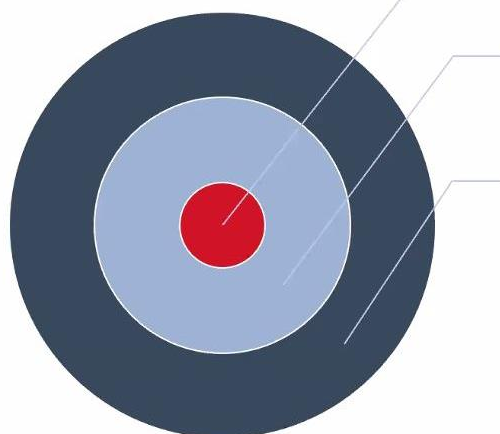
What to Leave at Home

- Firearms, BB guns, ammunition, archery equipment, sheath knives, knives over 3” in length
- Valuables or irreplaceable items
- Electronic games, personal music devices
- Items (including clothing) with inappropriate slogans or logos
- Any tobacco products including vapes
- Alcohol and illegal drugs (including marijuana)
- Fireworks, fire starting material
- Excessive amounts of candy and sugar
- Self contained stoves and lanterns **NO OPEN FLAMES!**
- Pets

How Camp Will Work (In a nutshell)

- **Face Masks must be worn in camp at all times.**
- Camp will operate in “Concentric Circles” What this means is you will be only interacting with the same people all week.

Concentric Circle Concept



“unit leaders”

group of 10-12 campers

groups

- Campsites will be grouped together as follows. The group of campsites will be assigned to one “lodge” that all merit badges will be conducted out of. You and the other units in the area will be the only ones interacting with each other during camp. “One Room Schoolhouse”.

Campsites	Lodge
Tombstone, Ogallala	Fort Collins
Dodge, Creede	Fort Garland
Stillwater, Wichita	Fort Vasquez
Santa Fe, Raton	Bent’s Fort
Deadwood, Sedalia, Victor	Fort Laramie
Laredo, El Paso, Cripple Creek, Abilene	Fort Lupton

- Meals will be served in the Dining Hall.
- Majority of camp activities will be conducted near the lodge or campsites assigned to the lodge.
- Some activities, like flags will be conducted with the whole camp. Maintaining social distancing is very important.
- Every unit will have a chance to go to the pool, lake and shooting sports for fun free time.
- Activities like climbing, cycling and horses can be opted into by units. (No individual sign up).
- Campers will be assigned time daily that they can visit the trading post.

Merit Badge Sign Up Process

As mentioned earlier in this guide, the program will look and feel different this year than it has in the past. We will be doing a version of Merit Badge Rotation with the addition of Troop Activity Time. Troop Activity Time allows units to have scheduled time at certain areas or they can decide to have open merit badge sessions at certain lodges. Links will be available on the website at

www.DenverBoyScout.org/Dobbins.

1. Each Summer Camp session will have **3 weeks** to submit all Merit Badge Preference Lists for all youth.
2. Units will indicate three (3) merit badges they are would be interested in taking at camp & three (3) alternative choices.
 - a. Deadlines to Submit Merit Badge Preference List: *Any submissions after the deadline will be added given that there is available space in those class sessions.*

i. <u>Session 2</u>	Open: May 2	Close: May 23
ii. <u>Session 3</u>	Open: May 9	Close: May 30
iii. <u>Session 4</u>	Open: May 16	Close: June 6
iv. <u>Session 6</u>	Open: May 30	Close: June 20
 - b. Submitting the Merit Badge Preference List:
 - i. Units with 1-24 youth: Complete the Google Form
<https://docs.google.com/forms/d/e/1FAIpQLSdN6G7ipi3PC06dxCmjE9nl4PDC9FpsE5nsUWuyQd-qKVoCkQ/viewform>
 1. *This option will provide you with a receipt of your responses for every entry.*
 - ii. Units with 25+ youth: Complete this Form
<https://www.denverboyscouts.org/wp-content/uploads/2021/04/Cris-Dobbins-Troop-Merit-Badge-Preference-List-Planner-2021.xlsx> or Complete the Google Form
<https://docs.google.com/forms/d/e/1FAIpQLSdN6G7ipi3PC06dxCmjE9nl4PDC9FpsE5nsUWuyQd-qKVoCkQ/viewform>
 - c. Some merit badges will be taught in tandem during the morning sessions – this is an opportunity for a youth to earn more than one merit badge during the same session.
3. At the end of each Summer Camp Session deadline - selection for merit badges will be done randomly. *This allows a fair & equal opportunity for every youth to get their top three (3) merit badge preference.*
4. If a youth is unable to receive one their top three (3) choices, then we will start with the first alternative merit badge choice.

Merit Badge Fees

Some merit badges or activities require more resources than the camp is available to provide on a “free” basis. Some badges have an extra fee or require a kit to complete it. All fees and kits must be purchased at camp. Units have the option to make one “lump-sum” payment for these or Scouts can individually pay for them. This is up to the unit on how they want to handle fees.

Merit Badge Offerings

Area of Concentration	Merit Badge/Activity	Location	Fees	Requirements Completed	
High Adventure/ Specialty Area	ATVs (ages 14+)	Dietler Mesa	\$45 (course, equipment, certification)	N/A	
	Canoeing	Silver Lake		All (weather & time permitting)	
	Kayaking			All (weather & time permitting)	
	Small Boat Sailing			All (weather & time permitting)	
	Swimming	Gates Pool		All (weather & time permitting)	
	Lifesaving	Fort Laramie		All (weather & time permitting)	
	Cycling		\$15 (bike rental)	All (weather & time permitting)	
	Climbing			All (weather & time permitting)	
	Archery		\$12 (arrows)	All (weather & time permitting)	
	Rifle	Shooting Ranges	\$15 (ammo)	All (weather & time permitting)	
Shotgun	\$25 (ammo)		All (weather & time permitting)		
Eagle Bound (Teepee near Trading Post)	First Class	Taught at corresponding lodge		3abcd, 4a, 5abcd, 6bcd, 7abc	
	Second Class			2fg, 3acd, 4, 6abcd, 8ab, possibly 5acd	
	Tenderfoot			3abc, 4abc, 5abc, 7a, 8	
Hollywood (Fort Collins)	Communications				All except 5 and 8
	Photography				All
	Music				All except 3
	Theater				All except 3
	Public Speaking				All
Heritage and Handicraft (Fort Lupton)	American Heritage				All except 4
	Scouting Heritage				All
	Indian Lore			All	
	Art		\$5 (supplies)	All except 4 and 6	
	Leatherwork		\$10-17 (kit)	All	
	Totin' Chip			All	
	Basketry		\$12 (kit)	All	
	Woodcarving		\$10 (kit)	All	
	Nature (Fort Garland)	Mammal Study			All
Bird Study				All except 7	
Insect Study				All	
Nature				All except 4	
Environmental Science				All except 2	
Forestry				All except 7	
Fish and Wildlife Management				All except 8	
Scoutcraft (Fort Vasquez)	Emergency Preparedness			All except 1, 2c, 8, 9 Prerequisite: First Aid (completed)	
	First Aid			All if Scout makes First Aid Kit	
	Camping			All except 7, 8d, 9abc	
	Pioneering		\$5 (supplies)	All except 7 and 10	
	Search & Rescue			All except 5	
	Wilderness Survival			All (attends overnighter in shelter)	
	Orienteering		\$5 (map)	All except 7 and 10	
STEM (Bent's Fort)	Energy			All	
	Electricity			All	
	Chemistry			All	
	Nuclear Science			All	

	Astronomy			All except 4,6,8 (weather dependent)
	Space Exploration			All

Troop Activity Time

- Open Merit Badge/ Make-Up Sessions at specific Lodges for those youth that would like to work on additional merit badges.
 - There is no registration for Open Merit Badge Sessions.
 - When youth arrive at the lodge, they will need to speak with a staff member at that Lodge to start a merit badge.
- Scheduled Program Time (by Color Group)
 - Units will be assigned a Color Group when arriving on Camp. Each Color Group will have dedicated time scheduled at certain program areas around camp for an exclusive program experience.
- Campsite Activities
 - Units can decide to stay in the campsite and provide their own program such as skills building, rank advancement or just to relax.

Frequently Asked Questions about Merit Badges

- **What does this mean for the total number of merit badges a Scout can earn?**
 - This depends. It will depend on Scout preferences and if those align with the preferences of other Scouts in the assigned area. This includes Scouts from other units. Classes will be assigned starting with the badge with most interest and working down that list. Staff will try to facilitate as many badges as possible, while still ensuring adequate instruction.
- **Can my Scout “self-study” in lieu of a merit badge class?**
 - Yes. They can self-study a merit badge and work with a Counselor or Adult Leader to sign off on the requirements. This is only offered for badges that the camp offers or that the unit has a Registered Merit Badge Counselor for.
- **How will merit badge classes be picked or scheduled?**
 - Merit badges will be selected using the top three (3) choices submitted. If those merit badge sessions are full then the three (3) alternatives will be used in order listed.
- **Can adult leaders teach a class or help teach a class to help offer more merit badges?**
 - Yes. Please coordinate this with your Area Director of your host lodge when you arrive to camp. The Camp Staff has the right to refuse assistance from adults when teaching classes. Only Registered Merit Badge Counselors for those badges can help.
- **What is EagleBound?**
 - In our EagleBound programs, Scouts can work on Tenderfoot, Second Class and First Class rank requirements. **NO NCR will be provided. Only a list of completed requirements in which the class was proficient in will be provided.** The Scoutmaster(s) must sign off requirements in the Scout’s book. A skill check or conversation is suggested when signing off requirements.

Evening Programs

Sunday	<p>Opening Campfire! Join us for our opening campfire program and staff introductions. Campfires will be “regional”. The whole camp will not be together to maintain cohorts and social distancing. After campfire, enjoy a “Sundown Sundaes”!</p>
Monday Tuesday	<p>Each unit will be assigned one activity or the other on Monday or Tuesday nights.</p> <p>Overnighter Some Scouts will participate in the Overnighter (weather depending) if they take a merit badge (EagleBound, Astronomy, Camping, Wilderness Survival) that requires it. Scouts not going to the Overnighter will have a Game Night in their campsite.</p> <p>Movie Night One of the nights your unit will attend a movie night! Sit back, relax and enjoy the movie! Please bring camp chairs if possible.</p>
Wednesday	<p>Unit Reflections/Troop Time After dinner, units are to spend time together reflecting on camp so far, sharing stories, Scoutmaster minute, etc. This is bonding time for the unit. Other activities can be conducted at the unit level. No staff support will be provided on this night.</p>
Thursday	<p>Campsite Host Night Your campsite hosts will join you in the campsite tonight to play games, conduct skits, demonstrate skills, complete speeches needed for merit badges and other activities.</p>
Friday	<p>Family Night & Closing Campfire Families are welcome to join us at camp starting at 4pm. They must check in and park at HQ. NO DRIVING AROUND CAMP. After dinner, join us in our regional campfire areas to reflect on and end the week!</p>



Adult Leader Activities

Scoutmaster Rendezvous with the Scout Executive/CEO

After dinner on Tuesday, adult leaders can meet with Chuck Brasfeild, the Denver Area Council Scout Executive/CEO. At this time Chuck will want to know how your summer camp experience is thus far.

Wilderness First Aid Training/Certification

Join Front Range CPR in a 16-hour Wilderness First Aid Course. This course will be Wednesday and Thursday during the day. **The cost is \$150 for the class, and \$10 for CPR if needed.** Sign up at Headquarters at camp, and please bring cash or check for this program. Fees are directly paid to Front Range CPR.

CPR and AED Certification

Join Front Range CPR on Wednesday morning to obtain a CPR and AED certification. **The cost is \$25.** Sign up at Headquarters at camp, and please bring cash or check for this program. Fees are directly paid to Front Range CPR.

Cowboy Action Shooting

Have some fun using muzzle loaders, double-barrel shotguns, and hatchet throwing! **The cost is \$10.** Sign up at Headquarters at camp.

Media Contest

Using a list, like a scavenger hunt, obtain the best photos and videos around camp! Submit the photos to the Council for use on social media and in marketing.

Cold Water Immersion Training

Join the US Coast Guard Auxiliary for this special training! Sign up at Headquarters at camp.

Other Meetings and Activities

As always, we will hold regular Scoutmaster Meetings and “Commissioner Coffee” times with Camp Management. If you want to see other training and activities, let us know! Email the Camp Director, Amanda at Amanda.Potter061@Scouting.org.

Other Camp Activities

Flag Ceremonies

Morning and evening flag ceremonies will be conducted daily. The entire camp will be gathering, so it will be important that we maintain social distancing. Please follow staff direction on this. Units can sign up to raise or lower the flag at any flag ceremony. Sign up at Headquarters.

5K Run

Wake up early on Wednesday to run the 5K! The run will meet at the Trading Post and start around 6:00am. You may remove your face mask for the run only. Participating in the run makes you eligible for a cool patch!

Whitewater Rafting

Units will have the opportunity to go whitewater rafting on Wednesday! Sign up is on a first- come, first-served basis. The following raft trips are available:

- Beginner: Big Horn Sheep Canyon
 - Transport Yourself: \$75
 - Need Transportation: \$95
- Advanced: Royal Gorge
 - Transport Yourself: \$85
 - Need Transportation: \$105

Units are encouraged to transport themselves to and from rafting. The drive is approximately two hours from camp. There is limited availability for those that need transportation.

Units MUST sign up in groups of 5-8. Only reservations of 5-8 will be accepted. No solo rafters or groups less than 5. The group you raft with must be from your unit to maintain concentric circles and social distancing.

Sign up online at www.DenverBoyScouts.org/Dobbins or at camp.

Camp Olympics

In order to stay within our cohorts and keep everyone safe, this year we will be substituting the classic Coulter's Run with timed activities in the campsites. The activities will be the tasks that scouts would normally have to complete at each station of the Run, including, folding the U.S. flag, stamping a piece of leather, identifying plants/animals, naming a song, and so on. Troops that would like to compete will need to sign up at HQ before Wednesday morning.





Basic Camp Schedule

Sunday Check-in 12:30-4:00p:

- Med Checks @ Dining Hall Deck
- Swim Checks @ Pool

Scoutmaster Meetings:

- Sunday: 4:00-5:30p Scoutmaster Meeting @ Gilwell Hall
- Monday: 6:00-8:00p Scoutmaster Shoot @ Shooting Sports Area
- Tuesday: **Scoutmaster Dinner with the Scout Executive—opportunity for a Q&A**
- Wednesday: 1:00p Mid-week Scoutmaster Meeting @ Gilwell Hall

Iron Man Award:

- Due to COVID restrictions, this will not be offered this year.

Morning Activities:

- 5k Run/Walk – Takes place Wednesday morning, starting at the Trading Post at 6:00 am.

Evening Activities:

- Monday/Tuesday – Movie Night/Overnighter
 - For Overnighter, meet at your campsite's host lodge **immediately after dinner** to hike up to the overnighter site. **Scouts going on overnighter will not attend flags in order to have the most time to set up their gear out on Gates.** Ensure that every Scout has their 10 Essentials (especially a water bottle and rain gear!), a sleeping bag, and a tarp. Tarps can be shared by Scouts in the same unit; the camp has a limited supply of tarps available for use. No other sleeping gear is necessary - we'll all be sleeping out under the stars! Adults are invited (and encouraged) to attend! Just sign up at HQ.
- Wednesday – Unit Reflection Night
- Thursday – Campsite Host Night
- Friday – Family Night and Closing Campfire

Wednesday:

- 7:00a Scouts going Whitewater Rafting meet at HQ
- 9:00a Camp Olympics begin.
- After Lunch, Additional Courses available

Saturday:

- Campsite hosts will be in your campsite by 7am to begin the checkout process, ensuring that latrines and campsites are clean.
- 7:30-8:30a Breakfast
- 8:30a Flag Ceremony
- 9:00a Finish checkout @ Dobbins HQ if needed



Cris Dobbins Summer Camp Schedule

Sunday	Monday Tuesday Thursday	Friday
12:30 PM – 4:30 PM Check-In Process	6:15 AM Reveille	6:15 AM Reveille
12:30 PM Check-In #1	6:45 AM Opening Flags	6:45 AM Opening Flags
1:00 PM Check-In #2	7:00 AM – 8:00 AM Breakfast	7:00 AM – 8:00 AM Breakfast
1:30 PM Check-In #3	8:15 AM – 9:30 AM Merit Badge Session #1	8:15 AM – 9:30 AM Merit Badge Session #1
2:00 PM Check-In #4	9:30 AM – 10:45 AM Merit Badge Session #2	9:30 AM – 10:45 AM Merit Badge Session #2
2:30 PM Check-In #5	10:45 AM – Noon Merit Badge Session #3	10:45 AM – Noon Merit Badge Session #3
3:00 PM Check-In #6	12:15 PM – 1:15 PM Lunch	12:15 PM – 1:15 PM Lunch
5:00 PM – 6:00 PM Adult Leader's Meeting	2:00 PM – 3:45 PM Troop Activity Time #1	2:00 PM – 3:45 PM Troop Activity Time #1
6:00 PM Closing Flags	3:45 PM – 5:15 PM Troop Activity Time #1	3:45 PM – 5:15 PM Troop Activity Time #1
6:15 PM – 7:15 PM Dinner	6:00 PM Closing Flags	6:00 PM Closing Flags
7:45 PM – 8:30 PM Opening Campfire	6:15 PM – 7:15 PM Dinner	6:15 PM – 7:15 PM Dinner
10:00 PM Quiet Time	8:00 PM – 10:00 PM Camp Program	7:45 PM – 8:30 PM Closing Campfire
10:30 PM Lights Out	10:00 PM Quiet Time	10:00 PM Quiet Time
	10:30 PM Lights Out	10:30 PM Lights Out
	Wednesday	Saturday
	6:15 AM Reveille	6:15 AM Reveille
	6:45 AM Opening Flags	7:00 AM – 8:00 AM Breakfast
	7:00 AM – 8:00 AM Breakfast	8:00 AM – 10:00 AM Unit Check-Out
	9:00 AM – NOON Colter's Run/ Camp	Process/ Depart Camp
	Olympics	
	12:15 PM – 1:15 PM Lunch	
	2:00 PM – 3:45 PM Troop Activity Time #1	
	3:45 PM – 5:15 PM Troop Activity Time #1	
	6:00 PM Closing Flags	
	6:15 PM – 7:15 PM Dinner	
	8:00 PM – 10:00 PM Unit Reflection	
	10:00 PM Quiet Time	
	10:30 PM Lights Out	

This schedule is subject to change

Merit Badge Sessions & Troop Activity Time: Allow last 15 minutes for travel.